VX-h560

Auto Hematology Analyzer

Technical Specifications

Principles

Sheath flow cytometry (FCM) + tri-angle laser scatter method for WBC
5-part differential analysis and WBC counting
Impedance method for RBC and PLT counting
Cyanide free reagent for hemoglobin measurement

Parameters

25 report parameters: WBC, Lym%, Mon%, Neu%, Bas%, Eos%, Lym#, Mon#, Neu#, Eos#, Bas#, RBC, HGB, HCT, MCV, MCH, MCHC, RDW-SD, RDW-CV, PLT, MPV, PDW, PCT, P-LCR, P-LCC
10 research parameters: LIC%, LIC#, ALY%, ALY#, PLT Clumps#, PLT Clumps%, Lip#, Lip%, NRBC#, NRBC%
3 histograms for WBC, RBC and PLT
3 diff scattergrams and 1 BASO scattergram

Reagent

DIL-5 dilutent, e5-diff lyse, e5-lh lyse, probe cleaner

Performance

Parameter	Linearity Range	Carryover
WBC	0-500*10^9/L	0.5%
RBC	0-8*10^12/L	0.5%
PLT	0-5000*10^9/L	1%
HGB	0-250g/L	0.5%

Sample Volume

Prediluted blood 20μl, whole blood 15μl

Throughput

60 samples per hour

Display

10.4 inch TFT touch screen

Multi-language

English, Chinese, Portuguese, Spanish, Russian, French

Data Storage Capacity

Up to 100,000 results including numeric and graphic

Communication

Lan port supports HL7 protocol

Interface

4 USB ports, 1 lan part

Printout

External laser printer/Inkjet printer, various printout formats

Operating Environment

Temperature: 10-30℃
Humidity: 20%-85%

Air Pressure

70 kPa-106 kPa

Power Requirement

100-240VAC, 50/60Hz

Dimension

420mm(L)*300mm(W)*430mm(H)

Weight

≤25kg

Vaxpert Scientific and Laboratory Equipment Trading LLC

Address: Alpine Bay Loop Gainesville VA 20155, USA 14955
Misket Mah. 605. Sk. No:26/D, Mamak, Ankara, Türkiye

Web: www.vaxpert.net
E-mail: info.vaxpert.net

VX-h560

Auto Hematology Analyzer

sense beautiful life
vaxpert

Speed of choice, quick diagnosis

The test speed can reach 60 samples/hour.

The result is more efficient processing, a better choice for emergency treatment.

Extra large color screen, accessible at a touch

10.4-inch true color large touch screen

Interactive and friendly operation interface

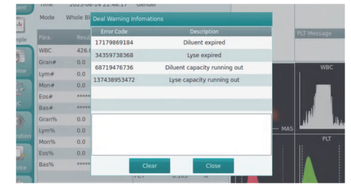

One-click troubleshooting, worry-free all year round

Equipped with one-click troublesho-oting technology

Quickly eliminate faults and ensure efficient use

VX-h560

Auto Hematology Analyzer

- Throughput: 60 samples per hour, low sample volume 15μl for whole blood mode
- WBC 5-part differentiation, 25 reportable parameters and 10 research parameters, 3 histograms, 3 -diff scattergrams and 1 BASO scattergram
- Double optical counting channel for both WBC and basophil measurement
- Whole blood mode, prediluted mode
- Powerful analysis ability about abnormal cells, sheath flow cytometry + tri-angle laser scatter technology
- 10.4 inch large TFT touch screen with user-friendly software
- Large storage capacity: up to 100,000 samples
- Compact in size and lower weight
- High precision within linearity range
- Lost counting optimize algorithm about High PLT

Supporting reagents and consuma-bles, convenient, stable and low consumption

Hematology analyzer diluent
Hematology analyzer lyse
Probe cleanser



Strong inner core, inclusive of all things

Extra large storage space, can store

100,000 results

Result storage without stress



Micro blood collection is accurate and reliable

15μL micro-volume blood

Pre-diluted 20μL,

Whole blood 15μL